

BOLLARDS SPECIFICATION SHEET



COLLINGWOOD
LIGHTING

01604 495 151
collingwoodlighting.com

- @collingwoodLED
- /collingwoodlighting
- collingwoodled

BOL LED

Hand crafted and bespoke wooden bollard

FEATURES

IP rating	IP65
Colour flexibility	Fixed colour
Input	Mains AC
LED Lifetime	70,000h L70 B10
SDCM	3SDCM

INSTALLATION INFORMATION

Bathroom zone	-
Inrush Current	17.9A 0.1ms
Construction Material	Sapele wood
Weight	5500g
Maximum ambient temperature	35°C
SELV	N/A (Integrated SELV driver)
Electric Class (1, 2, 3)	2

PHOTOMETRICS @ 25°C

Product code	Feature I	Feature II	Feature III	Wattage	Colour	Beam angle	lm	lm/W	lx @ 1m
BL03FSS30	Triple LED	Chamfered	Side cable entry	5W	3000K	110°	160	32	80

WIRING INFORMATION

Cable / Flying Lead	NEW 1.5mm SY 2 Core PVC Steel Braid Cable
Type of Wiring Required	Parallel

LED DRIVER

Product code	Input	SELV	Dimming	Bathroom zone	Min	Max
N/A (integrated SELV driver)	N/A	N/A	N/A	N/A	N/A	N/A

ACCESSORIES

BOL LED BRACKET
JB5

GUARANTEE / WARRANTY

7 year extended warranty

FEATURES & BENEFITS

Choice of wood finishes: Iroko, Sapele or Oak

Pointed, Chamfered or Domed top

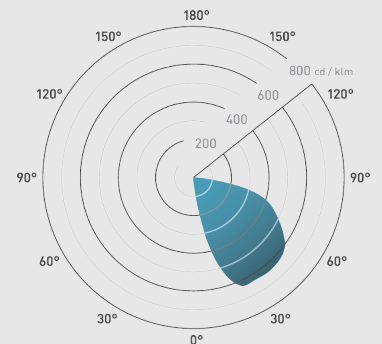
Choice of low-voltage or straight-to-mains

Side-entry cable or base-entry cable options

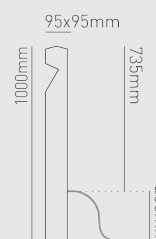
Three colour temperature options: 2700K, 3000K or 4000K

7-year warranty

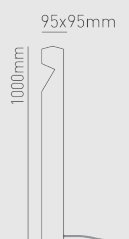
Beam angle:



Recessed mount



Surface mount



This luminaire contains built-in LED lamps.

The lamps cannot be changed in the luminaire.

A+
A+
A
C
D
E

LED

874/2012